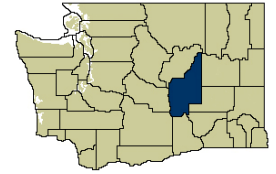




Grant County

Labor Area Summary

Volume 2008, Number 3



Tihamiyou Baba Moussa, Regional Labor Economist
215 Bridge Street, Wenatchee, WA 98801
Voice: (509) 665-3737; FAX (509) 665-3743
[bmoussa@esd.wa.gov](mailto:bmousa@esd.wa.gov), www.workforceexplorer.com

Summary

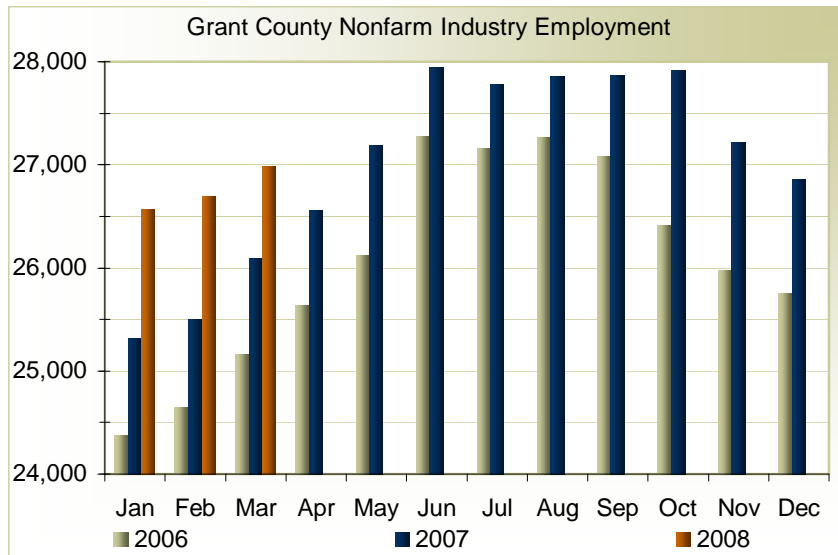
The preliminary nonfarm estimates for Grant County in March shows a healthy-but-slowing economy. Overall, employers added 900 jobs, a 3.4 percent increase compared to last year. In 2006 and 2007, the economy grew by 4.4 percent (1,100 jobs) and 3.6 percent (940 jobs) respectively. The following paragraphs give you a better picture of performance in different industrial sectors.

Best performers

- From March 2007 to March 2008, total private employment increased by 710 paychecks, or up 3.8 percent. The 710 job growth in 2008 followed job gains of 940 in 2007 and 1,100 in 2006.
- Trade, transportation and utilities led the growth with a 5.2 percentage point increase in 2008, 4.2 percent in 2007 and 1.8 percent gain in 2006. There were 270 new jobs in 2008, 210 in 2007 and 90 in 2006. Statewide, the pace of growth was slower, with 2.3 and 0.8 percent increase, respectively, in 2007 and 2008. Over the month, payrolls rose from 5,330 to 5,470, a 2.6 increase.
- Employers in the government sector added 190 jobs in March 2008, up from a previous employment level of 7,420 last year. The 190 job increase represents a growth rate of 2.6 percent, a better performance than the statewide 1.7 percent gain. Over the month, 60 new jobs were added.

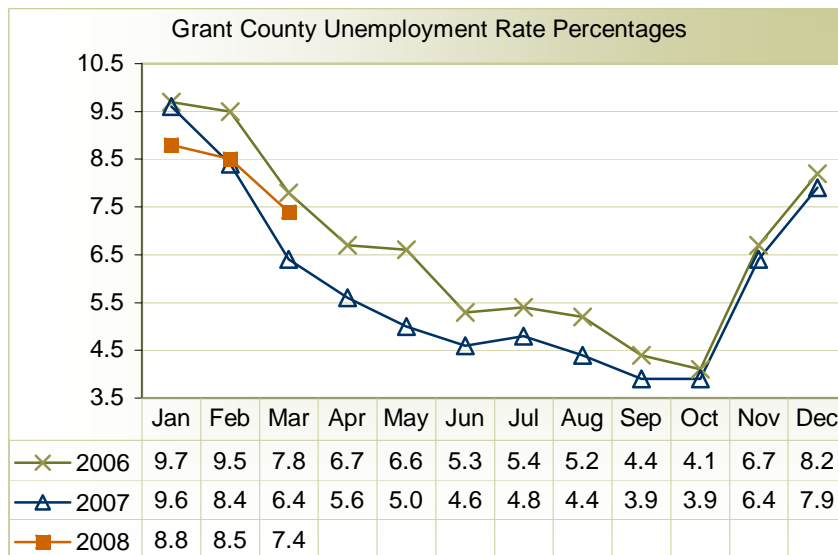
Losses

Over the last 12 months, companies in information and financial activities (which includes finance and insurance, real estate and rental leasing and telecommunications) lost 20 jobs, the first job loss since 2006. Over the month, no change was posted.



Unemployment

In the Moses Lake Micropolitan Statistical Area (Grant County), the unemployment rate rose from 6.4 in March 2007 to 7.4 percent in March 2008, or up a percentage point. Over the month, the jobless rate went down approximately one percentage point from 8.5 percent in February. There were 2,950 residents out of work in March, out of a labor force of 39,730 (both employed and unemployed) and up 510 from the previous over-the-year 2,440 unemployed residents. The “not seasonally adjusted” rate of unemployment in the state went up from 4.7 percent in March 2007 to 5.3 percent in 2008, an increase of six tenth of a percentage point. The 7.4 jobless rate in Grant County was the second lowest March unemployment rate since 1990.



Summary Table

Labor Market Information for Grant County

Not Seasonally Adjusted/*Updated with ***QCEW Data: September 2007

	Prelim Mar-08	Revised Feb-08	Revised Mar-07	Change		
				Feb-08 Mar-08	Mar-07 Mar-08	Mar-07 Mar-08%
Employment by Place of Residence						
Civilian Labor Force	39,730	39,170	38,300	560	1,430	3.7%
Resident Employment	36,770	35,850	35,860	920	910	2.5%
Unemployment	2,950	3,320	2,440	-370	510	20.9%
Unemployment Rate	7.4	8.5	6.4	-1.1	1.0	
Employment by Place of Work (**NAICS Industry Titles)						
Total Nonfarm 1/	26,990	26,700	26,090	290	900	3.4%
Total Private	19,380	19,150	18,670	230	710	3.8%
Goods Producing	5,700	5,640	5,450	60	250	4.6%
Services Providing	21,290	21,060	20,630	230	660	3.2%
Trade, Transportation, and Utilities	5,470	5,330	5,200	140	270	5.2%
Information and Financial Activities	1,000	1,000	1,020	0	-20	-2.0%
Government	7,610	7,550	7,420	60	190	2.6%
Workers in Labor/Management Disputes	0	0	0	0	0	0

1/ Excludes proprietors, self-employed, members of the armed services, workers in private households, and agriculture. Includes all full- and part-time wage and salary workers receiving pay during the pay period including the 12th of the month. Columns may not add due to rounding. *Prepared by the Labor Market and Economic Analysis Branch using a Quarterly Benchmark process. This process uses the most recent quarter from the Unemployment Insurance Tax Reports (currently 3rd quarter 2007) and estimates employment from that point to present.

North American Industry Classification System. *QCEW = Quarterly Census of Employment and Wages