















Information provided by Grant County Economic Development Council | www.grantedc.com

For more information, please contact the Port of Quincy at publicaffairs@portofquincy.org.

Largest Private Employers

Company	Employment	Industry	Est. Payroll
 Microsoft	425	Data Center	\$27.6M
 Lamb Weston <small>SEEKING POSSIBILITIES IN POTATOES</small>	386	Food Processing	\$19.7M
 NORPAC	360	Food Processing	\$18.4M
 national	313	Food Processing	\$16.0M
 Lineage <small>Complete Cold Chain Solutions</small>	160	Cold Storage	\$6.8M
 SABEY Data Centers	110	Data Center	\$7.2M
 NUTRILITE <small>Exclusively from Amway</small>	100	Food Processing	\$5.1M
 Elite	70	Mineral Processing	\$6.5M
 yahoo!	50	Data Center	\$3.3M
 H5 DATA CENTERS	50	Data Center	\$3.3M
 NTT DATA	46	Data Center	\$3.0M
 VANTAGE	45	Data Center	\$2.9M

Quincy, WA



Miles to Major Metro Areas

Seattle	159	Tri-Cities	88
Spokane	140	Portland	267

Retail Area Population Growth

1990	64,401	2010	107,848
2000	91,126	2020	116,930

Healthcare

Quincy Valley Medical Center
Grant County Public Hospital #2
trauma level **V**
long term beds **25**
New Hospital to open **Summer 2025!**
Area Clinics 3

New Homes

Over **700 new homes**
built in Quincy, WA
since 2017.

Projected Spending Growth

Food at Home **\$126.9M**
Food Away from Home **\$61.1M**
Apparel Services **\$41.4M**
Household Furnishings **\$17.2M**
*Projected spending for next 5 years within
35 miles

Demographics

2024 Retail Population **125K**
98848 Population **14.3K**
Population within 35 miles **218K**

Median Age **35.8**
Median Household Income **\$77K**
Average Household Income **\$103K**

2000 Assessed Value **\$967M**
2010 Assess Value **\$2.04B**
2024 Assessed Value **\$8.5B**

Education

Quincy School District
2023 Enrollment **3,246**
Graduation Rate **83.1%**
Teachers with MA Degree **59.2%**
New **2020** State-of-the-art **High School**
Big Bend Community College
District Population **110K**
College Enrollment **3,437**

Tourism

Gorge Amphitheatre
28K-seat Outdoor Concert
Venue with view of **Columbia River**
Crescent Bar Columbia
River Resort Community
Area Wineries **5**
Major New Whiskey Distillery
Q-Plex - a new indoor sporting
facility coming soon!

Infrastructure

Location—**Center of WA** State near the
Columbia River
Ranked as a **top low-cost** rural location
in the US for business
Low-cost hydropower electricity, high-
capacity **fiber optics**, abundant supply of
irrigation water, close proximity to **I-90**,
relatively inexpensive **industrial/**
commercial properties, nearby
commercial air service, & **BNSF Railway**