

Ephrata











Washington 98823



Information provided by Grant County Economic Development Council | 509.764.6579 | grantedc.com

*average traffic counts are as of March 2025.

Largest Employers

Company	Employment	Industry	Est. Payroll
 Grant PUD	750	Utility	\$71.0M
 Grant County	600	Government	\$34.9M
 Ephrata School District	286	Education	\$15.7M
 CBH COLUMBIA BASIN HOSPITAL FAMILY MEDICINE	250	Health	\$16.1M
 CLEAR risk solutions	115	Insurance	\$6.3M
 City of Ephrata	54	Government	\$4.8M
 U.S. DEPARTMENT OF THE INTERIOR BUREAU OF RECLAMATION	50	Government	\$4.4M
 USDA	14	Government	\$1.2M

Ephrata, WA



Retail Area Population Growth

1990	64,401	2010	107,848
2000	91,126	2020	116,930

Healthcare

Columbia Basin Hospital
Grant County Public Hospital #3
Critical access hospital
Emergency Room
long term beds **12**
Assisted living beds **32**
Area Clinics **2**

Miles to Major Metro Areas

Seattle	178
Spokane	104
Tri-Cities	72
Portland	285

Projected Spending Growth

Food at Home **\$47.3M**
Food Away from Home **\$25.4M**
Apparel Services **\$15.2M**
Household Furnishings **\$6.4M**
*Projected spending for next 5 years within 30 miles

Education

Ephrata School District
2023 Enrollment **2,879**
Graduation Rate **92.4%**
Teachers with MA Degree **72.4%**
Big Bend Community College
District Population **110K**
College Enrollment **3,437**

New Home Permits

2024	57
2023	23
2022	58
2021	29
2020	20
2019	27
2018	11

Demographics

Population within 30 miles **91K**
Median Age **35.4**
Median Household Income **\$71K**
Average Household Income **\$97K**