

Port of Coulee City



Coulee City








Washington 99115



Information provided by Grant County Economic Development Council | www.grantedc.com

For more information, please contact the Port of Coulee City at port.of.coulee.city@gmail.com.

Largest Employers

Company	Employment	Industry	Est. Payroll
	144	Education	\$5.8M
 Sun Lakes Park Resort	55	Recreation	\$1.8M
 WASHINGTON STATE PARKS	26	State Park	\$861K
Big Wally's	14	Gasoline Station	\$345K
	11	Farm Equipment Sales	\$525K
	8	Farm Supplies	\$212K

Coulee City, WA



Miles to Major Metro Areas

Seattle	200	Tri-Cities	115
Spokane	95	Portland	306

Retail Area Population Growth

1990	64,401	2010	107,848
2000	91,126	2020	116,930

Tourism

Banks Lake

13 fishing tournaments, marina, RV and cottage rentals, miniature golf

Healthcare

Coulee Medical Center

Trauma Level **IV**
Long Term Beds **25**

Coulee City Medical Clinic

Projected Spending Growth

Food at Home **\$4.9M**

Food Away from Home **\$2.4M**

*Projected spending for next 5 years within 20 miles

Apparel Services **\$1.4M**

Household Furnishings **\$645K**

Demographics

7,289 people within 20 miles

Median Age **46.9**

Median Household Income **\$59K**

Average Household Income **\$89K**

Education

Coulee-Hartline School District

2023 Enrollment **188**

Graduation Rate **>85.3%**

Teachers with MA Degree **70%**

Big Bend Community College

District Population **110K**

College Enrollment **3,437**

Infrastructure

Coulee City is located in the heart of the **Columbia Basin** in Washington State, and is located on the Coulee Corridor and is **1.5 hour drive** from a major commercial airport (Spokane, WA). The **Coulee City Rail Line** is a shortline directly from Spokane.