




**Grant County**  
Economic Development Council












**Grant County WA**



**Washington 98848**



## Largest Private Employers

Company	Employment	Industry	Est. Payroll
 MOSES LAKE SCHOOL DISTRICT	1100	Education	\$61.1M
 Genie A TEREX BRAND	946	Manufacturing	\$65.1M
 Grant PUD	850	Public Utility	\$91.8M
 SAMARITAN HEALTHCARE All of us, for each of you, every time.	800	Healthcare	\$38.8M
 GRANT COUNTY WASHINGTON	688	Government	\$46.6M
 BOEING	600	Production/ Storage Facility	\$41.3M
 QUINCY SCHOOL DISTRICT	600	Education	\$33.3M
 EPHRATA SCHOOL DISTRICT	500	Education	\$27.7M
 Big Bend COMMUNITY COLLEGE	490	Education	\$27.2M
 Microsoft	451	Data Center	\$33.8M
 MLI MOSES LAKE INDUSTRIES A DIVISION OF TANA CHEMICALS	485	Manufacturing	\$33.4M
 Lamb Weston SEEKING POSSIBILITIES IN POTATOES	386	Food Processing	\$15.4M

## Grant County, WA



## Miles to Major Metro Areas

Seattle	159	Tri-Cities	88
Spokane	140	Portland	267

## Retail Area Population Growth

1990	64,401	2010	107,848
2000	91,126	2020	116,930

## Healthcare

Quincy Valley Medical Center  
Grant County Public Hospital #2  
trauma level **V**  
long term beds **25**  
New Hospital to open **Summer 2025!**

Samaritan Healthcare  
Grant County Public Hospital #1  
trauma level **IV**  
beds **50**

Area Clinics **6**

## Population Growth

Between 2015 and 2025, Grant County, Washington, experienced a **population increase of approximately 17.1%.**

## Projected Spending Growth

Food at Home **\$52.6M**  
Food Away from Home **\$28.4M**  
Apparel Services **\$17.0M**  
Household Furnishings **\$7.1M**  
\*Projected spending for next 5 years within the County

## Demographics

2024 Population **104K**  
Median Age **34.9**  
Median Household Income **\$70K**

Average Household Income **\$96K**  
Median Home Value **\$351K**  
Average Home Value **\$396K**

## Education

Grant County School Districts  
2023 Enrollment **3,246**  
Graduation Rate **83.1%**  
Teachers with MA Degree **59.2%**

Big Bend Community College  
District Population **110K**  
College Enrollment **3,437**

## Tourism

Gorge Amphitheatre  
28K-seat Outdoor Concert Venue  
with view of **Columbia River**  
Area Wineries **9**  
Microbreweries **2**  
State Parks & Recreation Areas **6**  
**Surf-N-Slide Water Park**

## Infrastructure

Location—**Center of WA** State near the Columbia River  
Ranked as a **top low-cost** rural location in the US for business  
**Low-cost hydropower electricity**, high-capacity **fiber optics**, abundant supply of **irrigation water**, **I-90** intersects the County, relatively inexpensive **industrial/commercial properties**, nearby **commercial air service**, & **BNSF Railway**