

PORT OF MATTAWA

Mattawa



Washington 99349






Information provided by Grant County Economic Development Council | www.grantedc.com

For more information, please contact the Port of Mattawa at portofmattawa99349@gmail.com.

March 2025

Largest Employers

Company	Employment	Industry	Est. Payroll
 Wahluke Warriors	500	Education	\$29.1M
 Grant PUD Priest Rapids Dam	200	Utilities	\$11.6M
 milbrandt vineyards	150	Wine Company	\$7.7M
 EVANS fruit company Established 1937	100	Fruit Orchard and Warehousing	\$5.1M
 CBHA	100	Healthcare	\$6.2M
 CW WPG CENTRAL WASHINGTON WINE PRODUCTION GROUP From the Land to the Hand	50	Wine Company	\$4.1M
 Eckenberg Farms Mattawa, WA	40	Hay Exporting	\$2.5M

Mattawa, WA



Miles to Major Metro Areas

Seattle	152	Tri-Cities	65
Spokane	150	Portland	224

Retail Area Population Growth

1990	64,401	2010	107,848
2000	91,126	2020	116,930

Quality of Life

Over **200 new apartment units** added in the past 4 years.

1 of the **faster** growing rural communities in WA State & a population of nearly **10,000** people.

1 hour drive from several major central WA communities; *Moses Lake, Othello, Richland, Kennewick, Pasco, Yakima, Sunnyside, and Ellensburg*. Metropolitan statistical areas (MSA's) combined population of nearly **1 million people**.

Community Parks **2**

GCPUD marina on the **Columbia River**, an 8,000 acre pool behind **Priest Rapids Dam**

Southern Grant County has over **100,000 acres** of beautiful scenery, rural recreation with fishing, hunting, hiking, boating and camping.

Healthcare

Columbia Basin Health Association

Mattawa Community Medical Clinic

Education

Wahluke School District

2023 Enrollment **2,475**

Graduation Rate **91.2%**

Teachers with MA Degree **55.2%**

Big Bend Community College

District Population **110K**

College Enrollment **3,437**

Projected Spending Growth

Food at Home **\$111.5M**

Food Away from Home **\$62.0M**

Apparel Services **\$37.1M**

Household Furnishings **\$14.8M**

*Projected spending for next 5 years within 35 miles

Demographics

268K people within 35 miles

Median Age **34.4**

Median Household Income **\$67K**

Average Household Income **\$89K**